



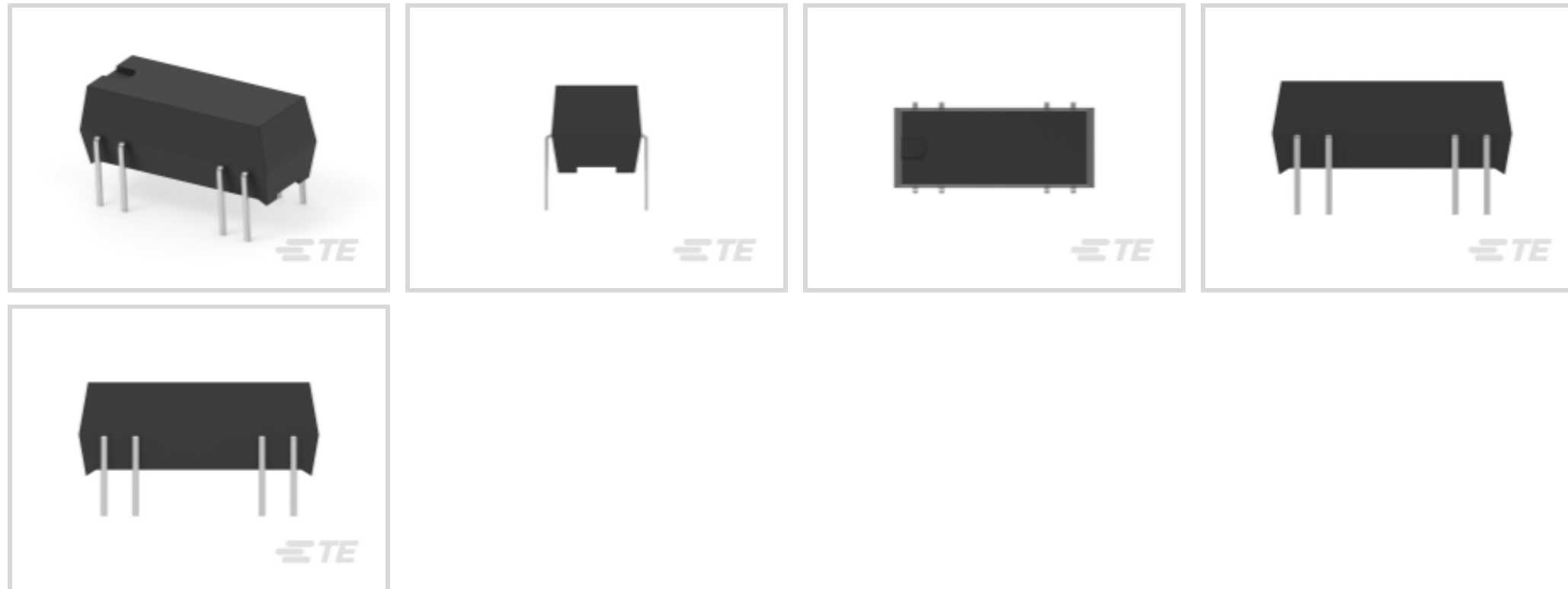
Axicom | Axicom Reed Relay V23100 -V4

TE Internal #: 2-1393763-3

Signal Relays, 24 VDC Contact Voltage, 70 mW Coil Power (DC),  
Printed Circuit Board, PCB-THT, 5 VDC Coil Voltage, .4 A, Axicom  
Reed Relay V23100 -V4

[View on TE.com >](#)

Relays, Contactors & Switches > Relays > Signal Relays



Contact Voltage Rating: **24 VDC**

Signal Relay Coil Power Rating (DC): **70 mW**

Isolation (HF Parameter): **-20.7dB @ 900MHz, -39dB @ 100MHz**

Insertion Loss (HF Parameter): **-.02dB @ 100MHz, -.27dB @ 900MHz**

Signal Relay Mounting Type: **Printed Circuit Board**

## Features

### Product Type Features

|              |                      |
|--------------|----------------------|
| Relay Type   | Reed Relay V23100-V4 |
| Relay Style  | Reed Relay V23100-V4 |
| Product Type | Relay                |

### Electrical Characteristics

|  |                  |
|--|------------------|
| Coil Power Rating Class                                  | 100 – 150 mW     |
| Actuating System   | DC               |
| Insulation Initial Dielectric Between Open Contacts      | 200 Vrms         |
| Contact Limiting Short-Time Current                      | .4 A             |
| Insulation Initial Dielectric Between Contacts and Coil  | 1500 Vrms        |
| Insulation Initial Dielectric Between Coil/Contact Class | 1000 V – 1500 VA |
| Power Consumption  | 50 – 288 mW      |
| Insulation Initial Resistance                            | 1000000 MΩ       |
| Contact Limiting Making Current                          | .4 A             |
| Coil Resistance  | 200 Ω            |



|  |                |
|--|----------------|
| Contact Limiting Continuous Current          | 1.2 A          |
| Coil Type                                    | Monostable     |
| Contact Limiting Breaking Current            | .4 A           |
| Contact Switching Load (Min)                 | 10mA @ .01V    |
| Coil Special Features                        | Diode          |
| Contact Voltage Rating                       | 24 VDC         |
| Signal Relay Coil Power Rating (DC)          | 70 mW          |
| Signal Relay Coil Voltage Rating             | 5 VDC          |
| Signal Relay Contact Switching Voltage (Max) | 175 VDC        |
| Signal Relay Coil Magnetic System            | Monostable, DC |

### Signal Characteristics

|                               |                                  |
|-------------------------------|----------------------------------|
| Isolation (HF Parameter)      | -20.7dB @ 900MHz, -39dB @ 100MHz |
| Insertion Loss (HF Parameter) | -.02dB @ 100MHz, -.27dB @ 900MHz |

### Body Features

|                             |                      |
|-----------------------------|----------------------|
| Insulation Special Features | Electrostatic Shield |
| Weight                      | 1.8 g[.0635 oz]      |

### Contact Features

|                                     |               |
|-------------------------------------|---------------|
| Contact Plating Material            | Ruthenium     |
| Contact Current Class               | 0 – 2 A       |
| Contact Special Features            | Reed Contacts |
| Signal Relay Terminal Type          | PCB-THT       |
| Signal Relay Contact Current Rating | .4 A          |
| Signal Relay Contact Arrangement    | 1 Form A (NO) |
| Contact Material                    | Ruthenium     |
| Contact Number of Poles             | 1             |

### Termination Features

|                  |              |
|------------------|--------------|
| Termination Type | Through Hole |
|------------------|--------------|

### Mechanical Attachment

|                            |                       |
|----------------------------|-----------------------|
| Signal Relay Mounting Type | Printed Circuit Board |
|----------------------------|-----------------------|

### Dimensions

|                          |               |
|--------------------------|---------------|
| Width Class (Mechanical) | 6 – 8 mm      |
| Width                    | 7 mm[.276 in] |



|                           |                 |
|---------------------------|-----------------|
| Height                    | 7.5 mm[.295 in] |
| Length Class (Mechanical) | 16 – 20 mm      |
| Length                    | 19.3 mm[.76 in] |
| Height Class (Mechanical) | 7 – 8 mm        |

### Usage Conditions

|   |              |
|---|--------------|
| Environmental Ambient Temperature (Max) | 85 °C[85 °F] |
| Environmental Ambient Temperature Class | 70 – 85°C    |
| Operating Temperature Range             | -40 – 85 °C  |

### Operation/Application

|                  |          |
|------------------|----------|
| Performance Type | Standard |
|------------------|----------|

### Packaging Features

|                  |                  |
|------------------|------------------|
| Packaging Method | Box & Tube, Tube |
|------------------|------------------|

### Product Compliance

[For compliance documentation, visit the product page on TE.com>](#)

|   |  |
|---|--|
| EU RoHS Directive 2011/65/EU                  | Compliant  |
| EU ELV Directive 2000/53/EC                   | Compliant  |
| China RoHS 2 Directive MIIT Order No 32, 2016 | No Restricted Materials Above Threshold  |
| EU REACH Regulation (EC) No. 1907/2006        | Current ECHA Candidate List: JUNE 2022 (224)<br>Candidate List Declared Against: JUL 2021 (219)<br>Does not contain REACH SVHC |
| Halogen Content                               | Low Halogen - Br, Cl, F, I < 900 ppm per homogenous material. Also BFR/CFR/PVC Free  |
| Solder Process Capability                     | Wave solder capable to 265°C   |

#### Product Compliance Disclaimer



This information is provided based on reasonable inquiry of our suppliers and represents our current actual knowledge based on the information they provided. This information is subject to change. The part numbers that TE has identified as EU RoHS compliant have a maximum concentration of 0.1% by weight in homogenous materials for lead, hexavalent chromium, mercury, PBB, PBDE, DBP, BBP, DEHP, DIBP, and 0.01% for cadmium, or qualify for an exemption to these limits as defined in the Annexes of Directive 2011/65/EU (RoHS2). Finished electrical and electronic equipment products will be CE marked as required by Directive 2011/65/EU. Components may not be CE marked. Additionally, the part numbers that TE has identified as EU ELV compliant have a maximum concentration of 0.1% by weight in homogenous materials for lead, hexavalent chromium, and mercury, and 0.01% for cadmium, or qualify for an exemption to these limits as defined in the Annexes of Directive 2000/53/EC (ELV). Regarding the REACH Regulation, the information TE provides on SVHC in articles for this part number is based on the latest European Chemicals Agency (ECHA) 'Guidance on requirements for substances in articles' posted at this URL: <https://echa.europa.eu/guidance-documents/guidance-on-reach>



## Compatible Parts



## Also in the Series | Axicom Reed Relay V23100 -V4



## Documents

### CAD Files

[3D PDF](#)

[3D](#)

Customer View Model

[ENG\\_CVM\\_CVM\\_2-1393763-3\\_B.2d\\_dxf.zip](#)

English

Customer View Model

[ENG\\_CVM\\_CVM\\_2-1393763-3\\_B.3d\\_igs.zip](#)

English

Customer View Model

[ENG\\_CVM\\_CVM\\_2-1393763-3\\_B.3d\\_stp.zip](#)

English

By downloading the CAD file I accept and agree to the [Terms and Conditions](#) of use.

### Datasheets & Catalog Pages

[Reed Relay V23100-V4](#)

English

### Product Specifications

[Product Specification](#)

English

V23100V4305C011

Signal Relays, 24 VDC Contact Voltage, 70 mW Coil Power (DC), Printed Circuit Board, PCB-THT, 5 VDC Coil Voltage, .4 A, Axicom Reed Relay V23100 -V4

